

# REPUBLIC<sup>®</sup>

## The Science of Flooring

*Pure SPC/SPC MAX 100 % Waterproof Flooring  
Warranty & Care Instructions*

### GENERAL INFORMATION

#### **Product Inspections**

*Inspection of all flooring materials must be done before installation. Materials with visible defects are not covered under warranties once they are installed.*

*Our Pure SPC floors are manufactured in accordance with accepted industry standards, which permit defect tolerance not to exceed 2%.*

#### **Sub-Floor Preparation**

*Sub-floor must be flat, dry, smooth, level, and free from residues and structurally sound. A level slope is a foundation that is less from 5mm over 2 meters or 1/4" over 6 feet.*

*Documents must be kept of all test results for warranty purposes.*

*Concrete subfloor should have moisture testing and a layer of Visqueen type (semi clear plastic sheeting) moisture barrier laid prior to flooring installation.*

*Flooring may be installed over existing floor if existing floor meets criteria of flat, smooth, dry, and level. For ceramic tile, grout lines need to be filled in with leveling material prior to installing flooring.*


#### **Preparing the Room**

*Check that the doors can still open and close after the Pure SPC flooring is installed.*

#### **Radiant Floor Heating**

*Pure SPC floors can be installed over of a multitude of in-floor heating systems, provided that instructions from the supplier of the in-floor heating system are followed.*

*The temperature of the sub-floor or the heat radiating from electric heating mats should not exceed 84 degrees Fahrenheit (29 degrees Celsius)*



# REPUBLIC<sup>®</sup>

## The Science of Flooring

*Pure SPC/SPC MAX 100 % Waterproof Flooring  
Warranty & Care Instructions*

### Installation Guidelines

- *Pure SPC flooring must be installed indoors*
- *Pure SPC flooring should not be exposed to temperatures above 140° F (60° C) or below 32° F (0° C)*

*Expansion space should be left around the perimeter. Typically, expansion is equal to the thickness of the product installed.*

*You can install on grade, below grade or above.*

*Republic Floor requires 3/8" expansion for every 20 feet in length or width. A T-molding is required for greater than 40 feet in length or width.*

*A 1/4" expansion space must also be for undercut jambs and casing.*

*Start in a corner and lay first row with tongue sides toward walls. Proper expansion space can be achieved by pulling floor away from wall once first three rows have been installed.*

*Hold the next board against the first board at approximately 45-degree angle and lay flat on floor. Continue in this manner for the entire first row.*

*Cut end board in first row to correct length and start second row with left over piece (if possible). End joints must be staggered by at least 8" for a natural random appearance. Butt seam must be placed in each row regardless of width.*


*Hold boards approximately 45-degree angles to board in front. Press forward to engage joint and lay flat on floor.*

*When three rows have been laid, pull floor away from starting wall until there is proper amount of expansion space. Place shims between floor and wall to maintain this space.*

*You can proceed until the entire floor is finished.*

*Install quarter rounds or wall base.*

*Kitchen island and cabinetry installations should be done before flooring is installed with the flooring next to the installed cabinetry/island.*



# REPUBLIC<sup>®</sup>

## The Science of Flooring


*Pure SPC/SPC MAX 100 % Waterproof Flooring  
Warranty & Care Instructions*

### WARRANTY INFORMATION

#### **Warranty**

*Pure SPC flooring carries a limited 25-year residential warranty and a limited 10-year commercial warranty for wear to the finish under proper usage and maintenance conditions. Pure SPC flooring is guaranteed to be 100% waterproof, but spills should be cleaned in a timely manner to prevent the possibility of mold or mildew growth.*


*The guarantee applies only to the original purchaser and proof of purchase is required for all claims. The guarantee is for replacement or refund of the Pure SPC material only, not for any labor. Claims for wear must show a minimum dime size area. This guarantee is pro-rated based on the amount of time the Pure SPC floor has been installed. A percentage would be replaced depending on the length of time since the Pure SPC floor was installed. Defect of goods must be proven by inspection procedures deemed proper by the Manufacturer. Warranty is conditioned upon Manufacturer's receipt of notice in writing from the buyer of the alleged defect prior to expiration of the warranty period and evidence that the products were properly installed and not subject to any of the exclusions described below.*



**REPUBLIC**<sup>®</sup>  
The Science of Flooring

## Exclusions

- *Any visible defects noted after installation*
- *The guarantee does not cover chipping (material will chip if sharp objects are dropped on it), or bridging (which is caused by insufficient expansion spacing). We will not consider any claims for these problems.*
- *Consequential or incidental damages, such as any loss, expense or damages other than to the flooring itself that may result from a defect in the flooring*
- *Improper installation including, but not limited to, installation by non-licensed individual(s)*
- *Additional underlayment when pad is attached*
- *Failure to document results of moisture test on concrete subfloor.*
- *Failure to use moisture barrier such as Visqueen on concrete subfloor*  
*Improper maintenance or inadequate care, including, but not limited to, mold or mildew growth as a result of excessive moisture accumulation*
- *Accidents, abuse, or misuse*
- *Building settling or uneven sub-floor*
- *Wheelchairs, office chairs, or any heavy mobility equipment*
- *Heavy furniture causing pinch points*
- *High heel shoes with pointed heels*
- *Damages caused by furniture without felt pads or protective covers*
- *Damages caused by sharp objects making contact with the floor*
- *Damage caused by excessive sunlight*
- *Damages caused by liquids/food product stains*
- *Damages caused by urine or other bodily fluids*



# REPUBLIC<sup>®</sup>

## The Science of Flooring

*Pure SPC/SPC MAX 100 % Waterproof Flooring  
Warranty & Care Instructions*

### MAINTENANCE INFORMATION

- *Place natural fiber rugs at entry points to help trap grit and absorb moisture that may damage the finish. This can protect the floors from dirt or wear. Only natural fiber rugs should be used. No rubber rugs or pads.*
- *To prevent abrasive dirt and dust from accumulating and scratching the finish, vacuum, sweep or dust mop your floor once a week or more if needed. The vacuum head should be a brush or felt attachment. Do not use a vacuum with a beater bar head.*
- *We recommend a diluted solution of Simple Green or another gentle cleaner for regular cleaning and removing grease and smudges from your floor.*
- *Do not use harsh abrasive cleaners, bleach, ammonia or vinegar-based cleaners, wax or acrylic polishes, or oil soaps. These may dull or damage the finish, leaving a greasy film and making the floor slippery and more difficult to clean.*
- *Protect your floor against direct sunlight or any intense source of artificial lighting. Over time, intense natural and artificial light may discolor the floors.*
- *Do not roll or drag heavy objects across your floor. Do not wear shoes having heel taps, spikes, cleats, rocks, gravel, or sharp objects protruding from the sole.*
- *Add felt pads to all furniture and chair legs to prevent damage to the floor. Replace the felt pads when dirty or worn. For extremely heavy objects, use wide, non-staining rubber cups. Protective floor coverings for wheeled office furniture should be used.*